

FEMTO LOV Z2

LASIK ONE STEP AHEAD



FEMTO LDV Z2

Improved Swiss femto-technology for your premium refractive clinic

Excellent vision

Based on clinical experience from over 1.5 million successful procedures, the FEMTO LDV stands out as the femtosecond laser that is robust, easy to use and safe to operate, all with a remarkably low complication rate.

In conjunction with state-of-the-art excimer lasers, the FEMTO LDV systems achieve superior short-term results¹ as well as excellent long-term visual outcomes in femto-LASIK procedures.

Business-effective solution

Now, you can offer your patients a premium experience with the Ziemer FEMTO LDV Z2 and deliver the most advanced vision care available.

- Your ideal partner for your daily refractive business
- Improved Swiss femto-technology for your premium refractive clinic
- Platform growing possibility

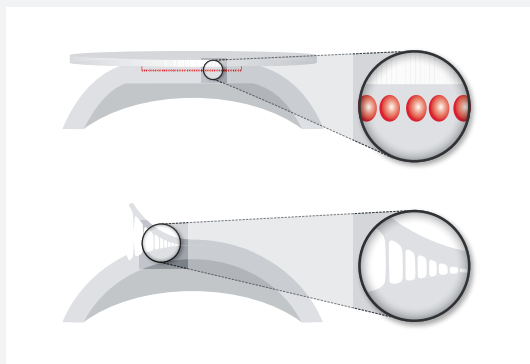
NOW IS YOUR TIME TO ADOPT FEMTO-TECHNOLOGY JOIN THE Z MODELS

High Density Pulse raster

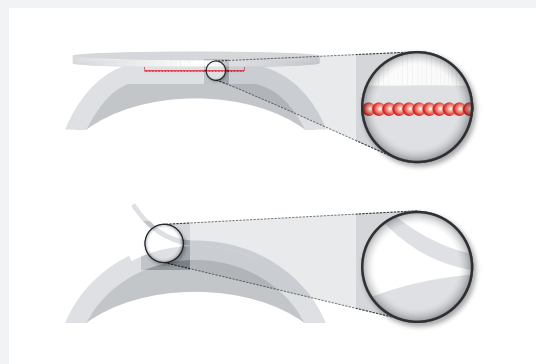
The precision optics, the custom made laser sources and a proprietary high speed scanning system generate tightly focused low-energy laser pulses in an overlapped pulse raster. This results in a complete and smooth resection with no interstitial, un-dissected spaces and minimal complications.



FOCUSING POWER



Laser pulse raster by conventional laser systems



High Density Pulse raster by Ziemer's FEMTO LDV systems

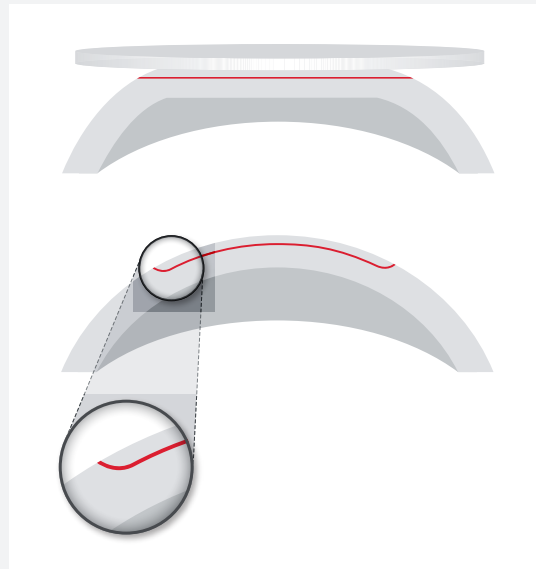
¹ Data presented at the ASCRS 2008 (Chicago) by D. Durrie, MD.

Z-LASIK – the gold standard

Tapered planar flap architecture. With this method, the flap resection is created in a planar mode (xy-plane), at the requested depth.

- Excellent stroma bed quality
- Natural curvature, self-sealing flap edges
- Precise vacuum levels thanks to fully computer-controlled suction system
- Highly flexible and intuitive software

FLAP CREATION AT ITS BEST



Specifications – Z-LASIK

- Flap diameter: 8.5, 9.0, 9.5 and 10.0 mm
- Flap thickness: 90, 100, 110 and 140 μm
- Flap thickness standard deviation: $\pm 5 \mu\text{m}$
- Hinge: fully-adjustable size and position
- Border resection: in-plane circular rim cut

Z LASIK®

**ZIEMER IS THE FEMTO-TECHNOLOGY COMPANY OF TODAY,
TOMORROW AND THE FUTURE**

FEMTO LDV Z MODELS

The power of one



Unique femtosecond technology

- Lowest pulse energy (nJ range)
- Highest pulse repetition rate (MHz)
- Microscope lens quality optics



Modular platform solution

- Convenient on-site upgrades
- Tailored application packages
- Designed for future applications



True mobility, true efficiency

- Designed to be moved between different surgical rooms / clinics
- Fits with every excimer
- No need to move the patient



Outstanding clinical results

- Excellent vision
- Very fast visual recovery
- Full capability for LASIK, corneal surgery and therapeutic procedures

Modular architecture Adapted to your individual requirements	Z2 Model	Z4 Model	Z6 Model	Z6 Model PowerPlus
Z-LASIK	•	•	•	•
Z-LASIK Z		•	•	•
Intracorneal Rings (ICR)		○	•	•
Intrastromal Pocket (ISP)		○	•	•
Lamellar Keratoplasty (LKP)			○	○
Penetrating Keratoplasty (PKP)			○	○
<ul style="list-style-type: none"> • Standard software package ○ To be purchased separately 			Designed for OCT Designed for cataract	

Keeping our eye on the future, development is ongoing on a range of applications. Have confidence that your platform is ready for tomorrow's technology today. **Every model is designed for an on-site upgrade to the next model – and beyond!**

