

FEMTO LOV Z4

EXPAND YOUR POSSIBILITIES



FEMTO LDV Z4

Three dimensional resection to extend the range of surgical procedures

Z-LASIK and Z-LASIK Z – total flexibility

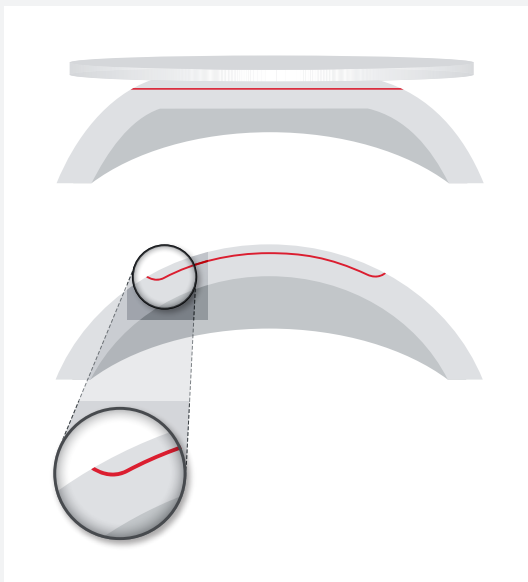
The FEMTO LDV Z Models provide the basis for excellent outcomes in laser vision correction. Xy-planar mode or three-dimensional mode – your choice. Truly customizable flap creation.

HIGHLY FLEXIBLE GEOMETRY

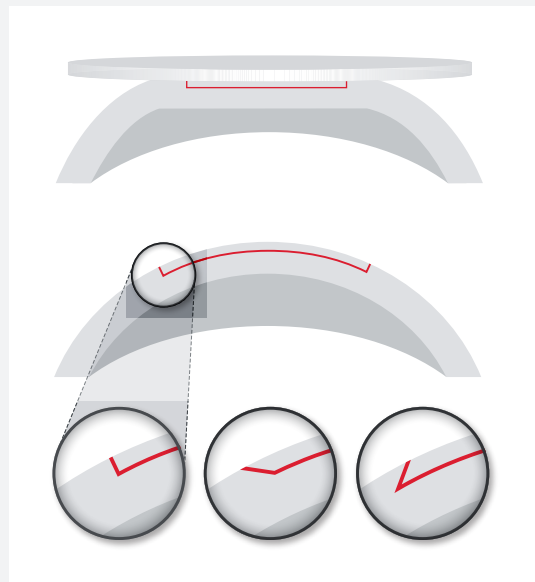
Specifications – Z-LASIK and Z-LASIK Z

- Flap diameter: from 6.5 to 10.0 mm (0.1 mm steps)
- Flap thickness: 90 to 180 μm (1 μm steps)
- Flap geometry: round and oval
- Border resection: in-plane circular rim cut or vertical cuts between 30° and 150°

Z LASIK.



Z LASIK. Z



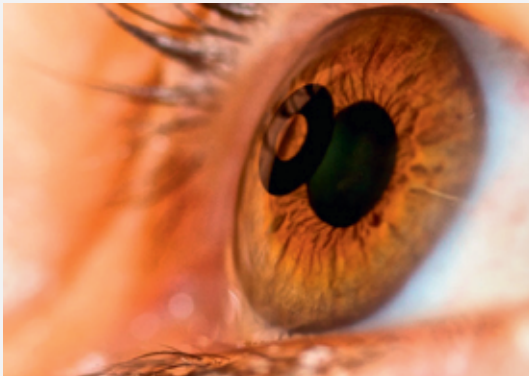
**ZIEMER IS THE FEMTO-TECHNOLOGY COMPANY OF TODAY,
TOMORROW AND THE FUTURE**

Expand your possibilities

The FEMTO LDV Z4 addresses the demand of ophthalmologists for a versatile femto-platform that is highly efficient and covers a wide range of applications.

Choose your presbyopia¹-tailored treatment:

- SIM-LASIK™ – all-in-one combined Z-LASIK plus presbyopia correction
- Post-LASIK treatments – highly precise pocket resection below an existing flap
- Tailored pocket software for intrastromal inlays



Microscope view of an implanted KAMRA™ inlay for presbyopia, AcuFocus Inc. (Irvine, CA). Courtesy of D. Allamby, MD; Focus Clinics, London (UK)

TOGETHER WE CAN GROW

Keratoconus treatment with your femtosecond laser – be one of the first:

- Tunnel resections for intracorneal ring segments
- Easy ring insertion thanks to complete resection of the tissue



Microscope view of two implanted Intacs® Corneal Implants, Addition Technology Inc. (Des Plaines, IL). Courtesy of Addition Technology Inc.

Specifications – Intrastromal Pockets

- Pre-programmed trajectories for most inlays
- Manual option for customization of the trajectory
- Secondary tunnel option
- Easy positioning of trajectory

Specifications – Intracorneal Rings

- Pre-programmed trajectories for all ring segments
- Full flexibility: 1 or 2 individual tunnels, or 1 complete 360° tunnel
- Tailored procedures: different dimensions and different depths for each tunnel possible
- Maximal resection depth: 850 µm

¹ The creation of a corneal pocket is part of a presbyopia intervention. Availability of related corneal inlays and implants according to policy of the individual manufacturers and regulatory status in the individual countries.

FEMTO LDV Z MODELS

The power of one



Unique femtosecond technology

- Lowest pulse energy (nJ range)
- Highest pulse repetition rate (MHz)
- Microscope lens quality optics



Modular platform solution

- Convenient on-site upgrades
- Tailored application packages
- Designed for future applications



True mobility, true efficiency

- Designed to be moved between different surgical rooms / clinics
- Fits with every excimer
- No need to move the patient



Outstanding clinical results

- Excellent vision
- Very fast visual recovery
- Full capability for LASIK, corneal surgery and therapeutic procedures

Modular architecture Adapted to your individual requirements	Z2 Model	Z4 Model	Z6 Model	Z6 Model PowerPlus
Z-LASIK	•	•	•	•
Z-LASIK Z		•	•	•
Intracorneal Rings (ICR)		○	•	•
Intrastromal Pocket (ISP)		○	•	•
Lamellar Keratoplasty (LKP)			○	○
Penetrating Keratoplasty (PKP)			○	○
<ul style="list-style-type: none"> • Standard software package ○ To be purchased separately 			Designed for OCT Designed for cataract	

Keeping our eye on the future, development is ongoing on a range of applications. Have confidence that your platform is ready for tomorrow's technology today. **Every model is designed for an on-site upgrade to the next model – and beyond!**

